

# Precision Pressure Transducer Models CPT6100, CPT6180



WIKA data sheet CT 25.10

## Applications

- Testing technology
- Calibration technology
- Laboratories and maintenance shops
- Avionics

## Special Features

- Accuracy down to 0.01 % IS (IntelliScale)
- Precision down to 0.004% FS
- Measuring range from -15 ... 6,000 psi (-1 ... 400 bar)
- RS-232 or RS-485 interface
- Compact design

## Description

### Overview

The models CPT6180 and CPT6100 precision pressure transducers are compact, robust sensors with a serial output and a measuring range which is freely selectable between -15 ... 6,000 psi (-1 ... 400 bar). The high accuracy of up to 0.01 % IS-50 for 365 days makes the transducer one of the most accurate transducers in precision measurement technology. The standard output mode provides the pressure values via a query-response process.

### Application

These precision pressure transducers are built into OEM instruments, e.g. in pressure, flow or humidity calibrators, or in any instrument where high-accuracy measurement is needed.

They are used as reference pressure transducers within the automated manufacturing of pressure measuring instruments or calibration stands. Through a high accuracy, speed of reading and long-term stability, these are particularly suited for applications in wind tunnels or in pressure chambers. These characteristics make it a valuable tool in metrology, hydrology, oceanography, and in the aviation and space industries.



Precision Pressure Transducer, Model CPT6180

### Functions

The models CPT6180 and CPT6100 have an RS-232 or RS-485 interface. The RS-485 interface offers the possibility of a genuine multidrop connection and simple cabling. There are four different baud rates to choose from.

The transducers can be configured for gauge and absolute pressure for any measuring range within the specified limits. With a recalibration time of 180 or 365 days and a high resolution of 6 or 7 significant figures, CPT6180 and CPT6100 are flexible enough to be used in a wide variety of applications.

### Compact Design

The pressure transducers are, due to their robust, compact design, easily integrated in a 19" rack without taking up much space. With the combination of male and female threads, a fast and secure fitting is always possible, negating the need for further sealing.

# Specifications

## Models CPT6100 - CPT6180

Precision Pressure Transducer Technology		
Model	CPT6100	CPT6180
Accuracy <sup>1)</sup>	0.01 % FS <sup>2)</sup>	0.01 % IS-50 <sup>3)</sup>
<b>Measuring ranges</b>		
Gauge pressure	0 ... 25 mbar to 0 ... 400 bar (0 ... 0.36 to 0 ... 6,000 psi) <sup>4)</sup>	0 ... 1 to 0 ... 400 bar (0 ... 15 to 0 ... 6,000 psi) <sup>4)</sup>
Bi-directional	-12.5 ... 12.5 mbar to -1 ... 400 bar (-0.18 ... 0.18 to -14.5 ... 6,000 psi) <sup>4)</sup>	-1 ... 10 to 0 ... 400 bar (-15 ... 145 psi to 0 ... 6,000 psi) <sup>4)</sup>
Absolute pressure <sup>5)</sup>	0 ... 500 mbar abs. to 0 ... 401 bar abs. (0 ... 7.5 psi abs. to 0 ... 6,015 psi abs.)	0 ... 1 to 0 ... 401 bar abs. (0 ... 15 to 0 ... 6,015 psi abs.)
Precision <sup>6)</sup>	0.004 % FS	0.004 % FS
Calibration interval	180 days	365 days
<b>CPT6100 as barometric reference</b>		
Measuring range	552 ... 1,172 mbar abs. (8 ... 17 psi abs.)	
Accuracy <sup>1)</sup>	0.01 % of reading	
Precision <sup>6)</sup>	0.004 % FS	
Calibration interval	180 days	
Pressure units	psi, bar, mbar, Pa, kPa, hPa, MPa, tsi, atm, torr, Dynes/cm <sup>2</sup> , g/cm <sup>2</sup> , kg/cm <sup>2</sup> , mSW, oz/in <sup>2</sup> , psf, tsf, mmH <sub>2</sub> O (4 °C), cmH <sub>2</sub> O (4 °C), mH <sub>2</sub> O (4 °C), inH <sub>2</sub> O (4 °C), inH <sub>2</sub> O (20 °C), inH <sub>2</sub> O (60 °F), ftH <sub>2</sub> O (4 °C), ftH <sub>2</sub> O (20 °C), ftH <sub>2</sub> O (60 °F), μmHg (0 °C), mmHg (0 °C), cmHg (0 °C), inHg (0 °C), inHg (60 °F), inSW (0 °C), ftSW (0 °C), mtorr (0 °C)	

- 1) It is defined by the total measurement uncertainty, with the coverage factor (k = 2) and includes the intrinsic performance of the instrument, the measurement uncertainty of the reference instrument, long-term stability, influence of ambient conditions, drift and temperature effects over the compensated range with recommended zero point adjustment every 30 days.
- 2) FS = full span
- 3) 0.01 % IS-50 accuracy: Between 0 ... 50 % of the full scale, the accuracy is 0.01% of half of the full scale value and between 50 ... 100 % of the full scale, the accuracy is 0.01 % of reading.
- 4) Ranges from 1500 to 2000 psig will be sealed gauge transducers.
- 5) The minimum calibrated range of absolute transducer(s) is 600mTorr
- 6) It is defined as the combined effects of linearity, repeatability and hysteresis throughout the stated compensated temperature range

Precision Pressure Transducer	
<b>Case</b>	
Mounting position	< 1 bar (< 15 psi) negligible Can be adjusted through zero point adjustment (linear shift of the characteristic curve)
Dimensions	See technical drawings
Weight	505 g (1.11 lbs.)
<b>Display</b>	
Resolution	CPT6100: 6 significant figures CPT6180: 7 significant figures
Filter	Adjustable exponential filter from 0 ... 99 % The filter is only active within a defined range of 0.010 % FS.
Warm-up time	approx. 15 min up to the specified accuracy
<b>Connections</b>	
Pressure connections	Connection 7/16-20 SAE for pressure and reference port, 1/4 npt, 1/4 tube 6 mm tube, 1/8 bspg.
Overpressure safety	150% FS
Material, wetted parts	Aluminum, brass, 316SS, Buna-N, Viton <sup>®</sup> , silicone grease, silicone rubber, nylon, ceramic, glass, silicon
<b>Voltage supply</b>	
Power supply	+12 VDC ± 10%, 55 mA max
<b>Permissible ambient conditions</b>	
Storage temperature	-20 ... +70 °C (-4 ... 158 °F)
Humidity	0 ... 95 % r. h. (non-condensing)
Compensated temperature range	15 ... 45 °C (59 ... 113 °F)



Viton<sup>®</sup> fluorelastomer is a registered trademark of DuPont Performance Elastomers.

## Precision Pressure Transducer

### Communication

Interface	RS-232 or RS-485
Baud rate	9,600, 19,200, 38,400 or 57,600 baud
Signal output	Query and response
Measuring rate	Standard: 50 Hz/ 20 ms Optional: 10 Hz/ 100 ms

### Approvals and Certificates

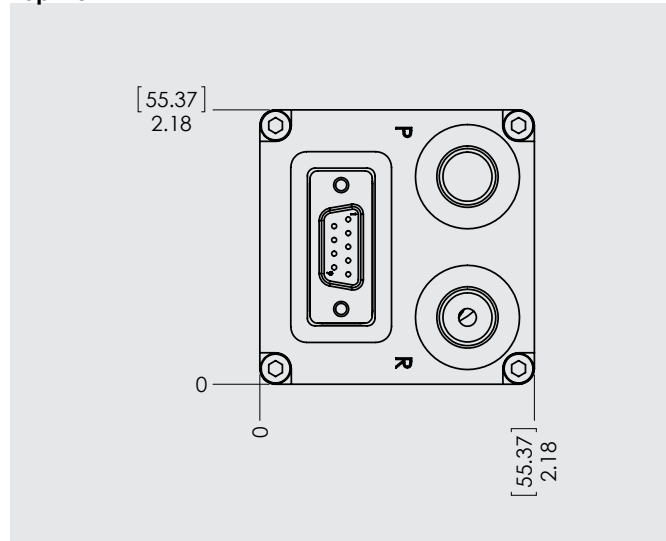
Logo	Description	Country
	<b>EU Declaration of Conformity</b> EU Importer: WIKA, 63911 Klingenberg, Germany	European Union
	<b>UKCA Declaration of Conformity</b> Importer: WIKA Instruments Ltd, Unit 6 & 7 Goya Business Park, The Moor Road, Sevenoaks Kent, TN15 5GY	Great Britain

### Certificates

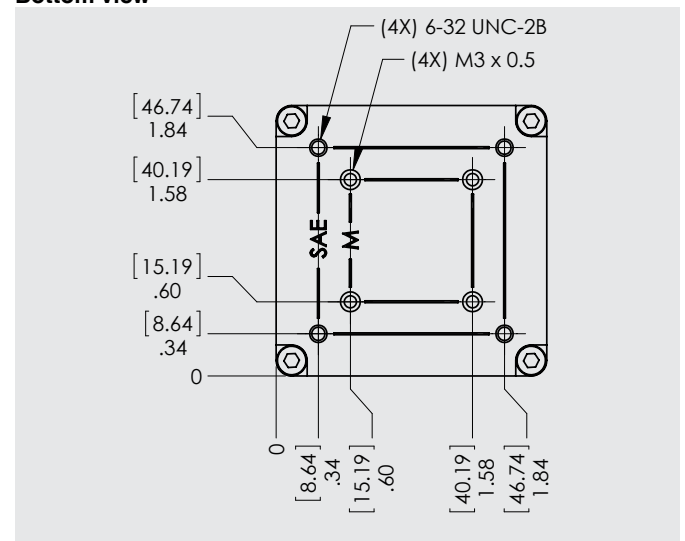
Calibration	Standard: A2LA calibration certificate Option: DKD/DAkkS calibration certificate
-------------	---

## Dimensions in [mm] in.

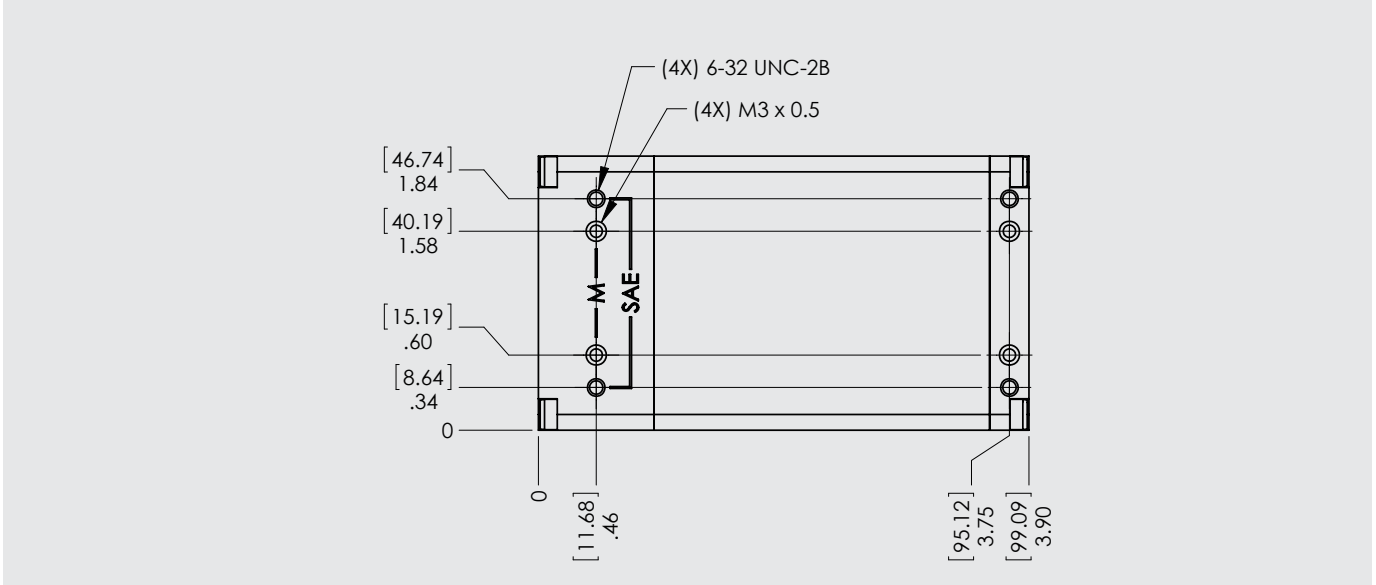
### Top view



### Bottom view



### Side view



## Accessories

Accessories for CPT6100/CPT6180	Order code
<b>Description</b>	CPT6100: CPX-A-T1 CPT6180: CPX-A-T2
<b>Power supply with communications cable</b> RS-232 communication cable and software	-1-
<b>Power supply with communication cable</b> RS-485 communications cable and software	-2-
<b>Adapter Set</b> 1/8" NPT female thread includes relief valve for pressure ranges $\leq 70$ bar / $\leq 1000$ psi	-3-
<b>Adapter Set</b> 1/8" NPT female thread includes relief valve for pressure ranges $> 70$ bar / $> 1000$ psi	-4-
<b>Adapter Set</b> 6mm tube fittings (2 adapters, Pmax 137 bar / 2000 psi)	-M-
<b>Adapter Set</b> 6mm tube fittings (2 adapters, Pmax 400 bar / 6000 psi)	-C-
<b>Adapter Set</b> 1/4" tube fitting (2 adapters, Pmax 137 bar / 2000 psi)	-I-
<b>Adapter Set</b> 1/4" tube fitting (2 adapters, Pmax 400 bar / 6000 psi)	-E-
<b>Adapter Set</b> 1/8" BSPG female fittings (2 adapters, Pmax 137 bar / 2000 psi)	-B-
<b>Adapter Set</b> 1/4" BSPG female fittings (2 adapters, Pmax 137 bar / 2000 psi)	-N-
<b>Adapter Set</b> 1/4" NPT female fittings (2 adapters, Pmax 400 bar / 6000 psi)	-A-
<b>Adapter Set</b> 1/8" NPT female fittings (2 adapters, Pmax 147 bar / 2000 psi)	-S-
<b>Adapter Set</b> 1/8" NPT female fittings (2 adapters, Pmax 400 bar / 6000 psi)	-F-
<b>Carrying Case</b>	-T-
<b>Ordering information for your inquiry:</b>	
1. Order code: CPX-A-T1/T2 2. Option:	↓ [ ]

## Scope of Delivery

- Precision pressure transducer model CPT6180 or CPT6100
- Operating instructions
- ISO 17025, A2LA Certification

## Options

- DKD/DAkkS calibration certificate

## Accessories

- Voltage supply over RS-232 or RS-485 interface cable
- External overpressure protection
- Pressure adapters
- Power adaptor with communication
- Carrying case

## Ordering Information

CPT6100 / Instrument version / Pressure unit / Type of pressure / Start of measuring range / End of measuring range / Accuracy / Type of certificate / Mounting position / Interface / Baud rate / Output mode / Analogue output / Mounting thread / Pressure adapter / Additional order information

CPT6180 / Instrument version / Pressure unit / Type of pressure / Start of measuring range / End of measuring range / Accuracy / Type of certificate / Mounting position / Interface / Baud rate / Output mode / Mounting thread / Pressure adapter / Additional order information

© 2020 WIKA Alexander Wiegand SE & Co. KG, all rights reserved.  
The specifications given in this document represent the state of engineering at the time of publishing.  
We reserve the right to make modifications to the specifications and materials.



**Mensor**  
201 Barnes Drive  
San Marcos, Texas 78666  
Tel. (512) 396-4200  
Fax (512) 396-1820  
sales@mensor.com  
www.mensor.com